

System 2X Data Sheet

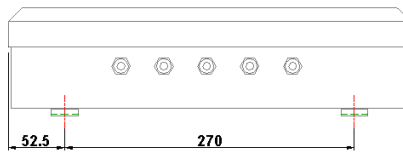
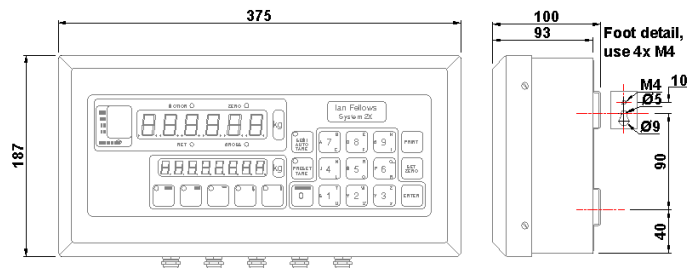


Designed for performance and ease of use

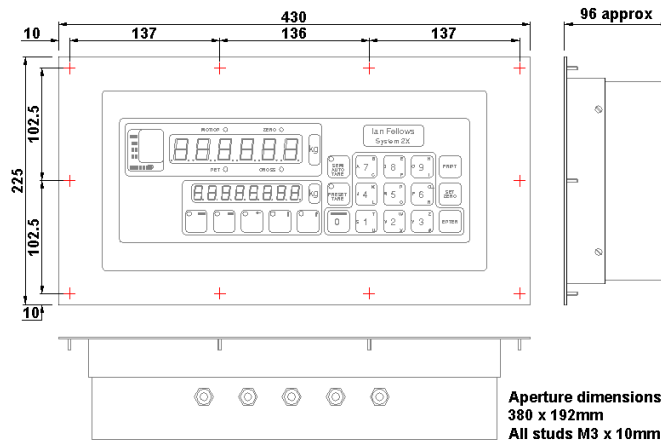
- Features**
- Unrivalled reputation.
 - Two bright, easy to read LED displays and 0-9 numeric keypad with alphanumeric editing.
 - Stainless steel enclosure with integrated wall mount brackets.
 - Trade Approved for any R60 loadcells.
 - Trade Approved for many legacy loadcells.
 - High resolution weighing performance.
 - Linearity adjustment.
 - Accommodates extremes of dead load and signal.
 - Superb digital weight filtering.
 - x10 resolution test mode.
 - Configuration via front panel or serial communication.
 - Two serial ports as standard.
 - Preset Tare, memory tares, semi automatic tare and set zero functions.
 - 3 internal relay outputs, 2 inputs as standard.
 - Real time clock as standard.
 - Versatile print formatting.
 - PLU's recalling A/N text, setpoints, part weights and totals.
 - Configurable functions and display permit set up to suit individual requirements.
 - Multi-drop communications.
 - Sophisticated fill control with fast cut off and predictive software.
 - Variety of setpoint operating modes.
 - Many advanced software features.

- Options**
- Flange mount version.
 - Analogue output 0-10V, 4-20mA.
 - Flash Electronic Tally Record (Alibi device).
 - Software variants and customisation.
 - Extended I/O.
 - Additional comms ports.

System 2X Dimensions



**System 2X
Flange Dimensions**



Specifications

General Specifications	Display	mm	6 Red LED digits 20mm (upper) 8 Red LED digits 14mm (lower)
	Front Panel		Membrane with tactile metal domes, beep response
	Annunciators		4 (Motion/Zero/Net/Gross) + Function key LED's
	Internal Resolution,	counts	20 bit ADC (1:1,000,000)
	Maximum Display Resolution (trade)	divisions	10,000
	Maximum Display Resolution (non-trade)	divisions	500,000 (x 10 test mode)
	EC Approvals OIML Class III + IIII	certificate	NMI T2532 TC 2489 NWML UK 2489
	Input Signal Range	mV/V	-4.5 → 4.5
	Zero Offset Range	%	100% of Input Signal Range
	ADC Conversion Rate	Hz	50
	Linearity error	%FS	< ± 0.0007%
	Differential non linearity		± 0.5 LSB
	Span temperature coefficient	ppm/°C	1
	Zero temperature coefficient	uV/°C	0.005
	Power consumption (typical)	W	5-10
	Common Mode Rejection (@50Hz)	dB	200
	Power Supply Rejection (@50Hz)	dB	120
	Operating voltage	VAC	230/115Vac
	Weight	kg	4.8kg (shipping 5.9kg)
	Transducer Input Specifications	Transducer type (4 or 6 wire)	
Transducer input resistance		Ω	min 43Ω (up to 8 x 350Ω cells)
Excitation voltage		Vdc	10 (nominal)
Minimum signal requirement (approved)		μV/e.	1
Minimum signal requirement (non-approved)		μV/e	0.2
Input impedance		MΩ	≥ 20 (sense and signal)
Serial Communication	Communication Ports		1. Comms RS232 or RS485/RS422 2. Printer RS232 (TX/Busy) 3. optional RS232 4. optional RS232
	Baud rate	bits/sec	2400, 4800, 9600
	Protocol		7/8 data bits, odd/even/no parity, 1/2 stop bits
	Maximum continuous data rate (test mode)	Hz	50
	Communication protocol		Ascii
Environment	Operating Temperature	°C	-10 → 40
	Storage Temperature	°C	-10 → 70
	EMC Immunity /Emissions		EN45501, EN55022
	Sealing		IP66
	Case		Grained 304 Stainless Steel Integrated mounting Brackets
	Cable Glands		5 off PG7
I/O	Analogue output* 0-10V or 4-20ma		15 bit (adjustable range) Max drive load for 4-20mA: 900Ω(active)/1200Ω (passive)
	Inputs	2 (4*)	2 AC optio coupled standard +4 DC opto coupled option* <6V off; > 10 -30V on
	Outputs	3 (6*)	3 Relays – various types available +6 Darlington type transistors option*

* According to specification

Visit our website www.ianfellows.co.uk for manuals and application notes



Ian Fellows Ltd
37 Lower Keyford,
Frome,
Somerset,
BA11 4AR
United Kingdom

Website www.ianfellows.co.uk
Email sales@ianfellows.co.uk

Tel. +44 (0)1373 473161